


MIMPH-MPIP Kit



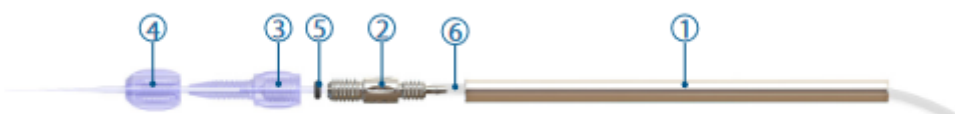
Microinjector Pipette Holder

The Microinjector Pipette Holder is designed to hold glass drawn micropipettes in a stable, easy to mount, easy to clean, autoclaveable, stainless steel body.

[MIMPH-MPIP Kit - PDF Manual](#)

The **MIMPH-MPIP Kit** includes:

- (1) Pipette Holder
- (1) O-ring Set
- Roll of medical grade tubing



Pipette Parts		
Item No.	Part Number	Quantity
1	Body	1
2	Tube Cap	1
3	Collet - 1-1.5 mm	1
4	Collet Cap	1
5	O-Ring #003 Dimensions: Width: 0.06", ID: 0.056", OD: 0.176"	3
	O-Ring #004 Dimensions: Width: 0.07", ID: 0.070", OD: 0.210"	3
6	Medical Tubing Dimensions: Length:~5', ID: 0.063", OD: 0.125"	1



Assembly Instructions For The Micro Pipette Holder

1. Remove the collet and collet cap from the front of the tube cap, and remove the stainless steel tube body from the back of the tube cap.




2. Feed the tubing through the tube body and attach it to the tube cap's barbed end.

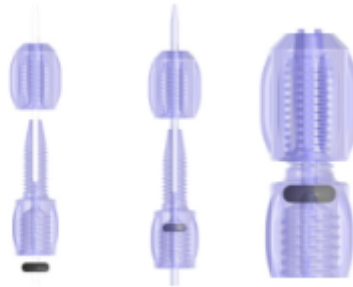


3. Thread the tube cap back on the tube body.



 **Note:** This step is to hold the pipette, not create an air tight seal; that is accomplished in the next section.

4. Carefully insert the glass capillary pipette between the halves of the collet so that the pipette extends beyond the o-ring 2 mm. Secure the pipette by lightly tightening the collet cap without crushing the pipette.



5. With the pipette secured in the collet, thread the collet onto the tube cap and tube body assembly. Carefully compress the o-ring in the collet until a seal is achieved. Be careful to not over-tighten.



Warning! Micro drawn glass pipettes pose a cut or puncture risk. Always secure the holder away from hand motion and do not let the pipette point at yourself or another person. Always secure the glass capillary pipette carefully in the collet; an unsecured pipette can shoot out of the assembly at high velocity due to high pressures from the injection device.

[mppi, manual](#)

From:
<https://asiimaging.com/docs/> - **Applied Scientific Instrumentation**

Permanent link:
https://asiimaging.com/docs/mimph_mpip_kit

Last update: **2024/11/26 19:38**

